

# Radiomobile



By Appointment to H.M. The Queen  
Manufacturers of car radio equipment  
Automobile Ltd

RADIOMOBILE LIMITED Goodwood Works, North Circular Road, London NW2 7J5  
Telephone 01-452 3533; Telegrams Mobilrad, London NW2

FDB/J.S.

28th September 1978.

Mr. Todd A. Clarke,  
22 North Main Street,  
Doylestown,  
Pennsylvania,  
U.S.A.

Dear Sir,

Thank you for your letter of August 15th only recently received here and for your enquiry regarding the original car radio installation in your 1959 MGA Tourer.

As you rightly suppose, the Radiomobile Model 22 car radio receiver has long since been discontinued and, regrettably, we no longer hold spare parts for this particular unit.

However, we are pleased to enclose both the original service data sheet covering the unit and also a copy of a leaflet which gives full details of our current range of loudspeakers from which it may be possible for you to select a suitable replacement unit. You will note that the unit gives dimensions of each loudspeaker.

It is probable that the original receiver was factory installed by the MG car company at Abingdon as in the case of most of their exported vehicles this was the procedure. This was not the case with cars originally marketed in the U.K., all installations having been carried out by the vehicle distributors at point of sale.

We trust that the information will be of some assistance to you and assure you of our close attention at all times.

Yours faithfully,

P.D. Burlington,  
Export Manager.

RADIOMOBILE LIMITED is a subsidiary of  
Registered Office: Chichester, London NW2 7JN No. 395098

# SMITHS Radiomobile

## Installation instructions

VEHICLE: M.G.A. SPORTS & COUPE & TWIN-CAM.

Radio: 40T, 41T, 42T, 40RT, 41RT, 42RT, 40RT, 41RT, 42RT.  
Note: Fourth Models in the 50T and 50RT Series as detailed for the corresponding Model in the Model 40T or 40RT Series.

### INTRODUCTION

This instruction covers both left and right-hand drive cars. The illustrations show right-hand drive.

NOTE: Models 42T, 42RT, 40RT, 40RT.

Before connection to power supply, ensure that "POSITIVE GROUND" POLARITY FLAG is inserted in POLARITY SOCKET. (Undersurface of 42T, 42RT - Side of 40RT, 40RT).

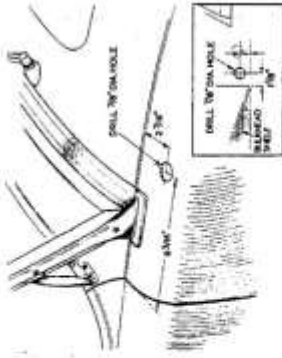
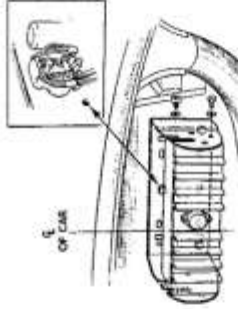
DAMAGE TO AMPLIFIER IS INEVITABLE IF POLARITY IS REVERSED.

The Aerial is mounted in the drive side wing.

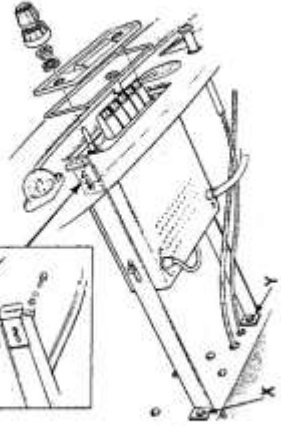
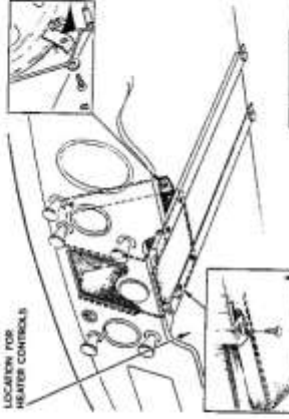
The Control Unit is mounted behind the aperture provided in the passenger's side of the fascia.

The Amplifier is mounted on the bulkhead behind the loudspeaker location.

The Loudspeaker is mounted behind the aperture provided in the centre of the fascia.



LOCATION FOR HEATER CONTROLS



IMPORTANT: Ensure that the loudspeaker mounting box is as close as possible to back of fascia. Check that loudspeaker grille is secure.

## RADIO INFORMATION

